


SAFE AT SEA IN NORWAY



FIRE



110

POLICE



112

**MEDICAL
EMERGENCIES**



113

**COASTAL
RADIO
STATION**



120

- // BOATING LICENCE AND REGULATIONS
- // SAFETY CHECKLIST
- // QUOTAS AND REGULATIONS FOR CATCHING FISH

To ensure that you have a safe stay, we want to give you some necessary information about safety at sea and fishing rules which apply in Norway. In the centrefold, you will find an important checklist with safety regulations. If you are renting a boat, you should fill out this checklist together with the boat hire company before using the boat.

The legal responsibility for maintaining safety rests with the boat hire company. However, as a customer, you must take responsibility for your own safety too. Follow the instructions and recommendations given, and consider whether you have the necessary qualifications to keep safe.



Boating licence

In Norway, persons born in or after 1980 need a boating licence in order to operate a recreational craft of between 8-15 meters in length, or with an engine with a greater effect than 25 HP.

An international Certificate of Competence (ICC) gives the right to master a recreational craft of up to 15 meters in length in Norway.

A licence issued in another EEA state is valid in accordance with the content of the licence, for a craft of up to 15 meters. Foreign licences may be valid if they meet the requirements of the Norwegian boating licence.

Please contact the Norwegian Maritime Authority if you have any questions:
post@sdir.no



Lifejacket

In Norway, users of recreational boats of up to 8 meters in length are required by law to use a lifejacket while the boat is in transit.

CE Make sure the lifejacket is CE marked. If the lifejacket is inflatable, make sure the gas cartridge is tightened correctly and is not loose. Ensure that the inflation sensor is not damaged, expired or has been exposed to moisture.



Alcohol

We strongly recommend avoiding alcohol while boating. It is not allowed to navigate a boat of up to 15 metres in overall length if you have a blood-alcohol content (BAC) of more than 0.08%, or a concentration of alcohol in the exhalation breath exceeding 0.4 milligrams per litre air.



Weather

The weather in Norway changes quickly at sea. Check the weather conditions and stay updated on weather reports, for example at yr.no or storm.no.



Avoid standing in the boat as much as possible.



“Please respect wildlife and do not litter”



Photo: Magus Jonas Fjell

Safety checklist

Before you are permitted to use the boat, you need to fill out this form together with the boat hire company to signify that the safety instructions have been given and understood. Failure to comply with the safety regulations may result in liability and loss of the right to operate boats. The boat hire company may have additional safety instructions. Please fill out

Important telephone numbers



Customer's telephone number:

Boat hire company's telephone number:

- My contact telephone has been tested locally
- I will keep my phone available, well charged and dry at all times while on board
- I have been informed about the mobile phone coverage in the area

In case of emergency

I have been informed about the emergency numbers

Police: 112  Ambulance: 113  Fire: 110  Coastal radio station: 120 

- I know where the emergency phone numbers can be found on board
- I have been given instructions on what to do in case of emergencies
- I have been given information about the facility's general and liability insurance

Onshore safety

- I am familiar with the emergency exits, fire extinguishers and first-aid kits for the facility
- I am familiar with the routines for reporting missing persons.

How to use the boat and motor

- I am familiar with the correct way to conduct myself on board a boat (weight distribution)
- I have been instructed on how to use the boat and the motor
- I am informed about the information found aboard and where it is located
- I know that the dead-man's switch found on the outboard motor must always be used when the motor is running (except next to piers or wharfs)
- I have been instructed on how to fill fuel
- The boat and the motor is handed over to me in good condition.

Equipment

- I have been informed about the type of equipment found aboard
- The life-saving equipment has been demonstrated and tested
- I have been given the necessary training in the use of electronic aids

Weather and weather forecast

- I have been given information about the weather conditions in the area
- I know that I am responsible of staying updated on the weather forecast
- I have been informed about routines on how the boat hire company might contact me while at sea



Nautical charts and waters

- I have been given information about nautical charts
- If the facility has specific route charts, I have been given instructions on how to use these charts
- I have been given information on traffic restrictions in the area
- I have been informed about especially dangerous areas and safe conduct when travelling in and around such areas
- I have been given information about navigation marks found in the area
- I have been given information about fish farms and commercial fishing in the area and correct conduct when travelling by boat in areas where fish farms are located and/or commercial fishing occurs
- I have been briefed about the facility's rules concerning how long and how far the boat can be taken out to sea

Restrictions on drinking alcohol when boating

- I have been informed about Norwegian law related to drinking alcohol and boating



Place: _____ date: _____ Boat hire company's signatur _____






Customer's signature _____



Guidelines for recreational sea angling

- You are welcome to fish for free in seawater in Norway
- Use hand-held tackle only
- Do not fish protected species:
Protected all year: Spiny dogfish, basking shark, porbeagle, blue ling, lobster, bluefin tuna, silk shark, eel, wrasse
Protected parts of the year (see fiskeridir.no or ask your host):
Greenland halibut, halibut, lumpfish, redfish
- Follow the regulations for minimum sizes of fish
- It is illegal to sell your catch
- Keep a distance of no less than 100 metres from fish farms when fishing
- You are allowed to take out 10 kg of fish or fish products upon leaving Norway. If you have been fishing from a registered fishing camp, you can take up to 20 kg of fish or fish products upon leaving.
This restriction applies within a period of 7 days. Therefore, if you take out a full quota on departing from Norway you have to wait for seven days before you can take a new export quota out of the country.
- See <http://www.fiskeridir.no/English/Recreational-fishing> for further information

Registered fishing camps are obliged to report catches to the fisheries authorities. When using a registered fishing camp, you must therefore report to the fishing camp each fishing trip and all catches, whether landed or released, of the following species:

Illustration	Species	Minimum size North of 62° N	Minimum size South of 62° N
	Cod	44 cm	40 cm
	Halibut	80 cm	80 cm
	Redfish	32 cm	32 cm
	Wolffish	No minimum size	No minimum size
	Saithe	No minimum size	No minimum size

Minimum sizes for some other species:

Species	Minimum size North of 62° N	Minimum size South of 62° N
Haddock	40 cm	31 cm
Whiting	32 cm	32 cm
Hake	30 cm	30 cm
Great scallop	10 cm	10 cm

There are no minimum sizes for mackerel.

Visit www.fiskeridir.no for a full table of minimum sizes.





Photo: Magus Jonas Fjell

Enjoy your stay in Norway

sdir.no/en/recreational-craft
fiskeridir.no/English



Norwegian
Directorate for
Civil Protection

